

----- AMP Data Entry Page -----

1. Losing Facility Information

Type of Distribution to Consolidate: Orig & Dest Non-MODS/Non-BPI Office
Facility Name & Type: Durango CO CSMPC
Street Address: 222 W 8th St
City: Durango
State: CO
5D Facility ZIP Code: 81301
District: Colorado/Wyoming
Area: Western
Finance Number: 072574
Current 3D ZIP Code(s): 813
Miles to Gaining Facility: 213
EXFC office: Yes
Plant Manager: Sean Schtakleff
Senior Plant Manager: Roland A. Fuentes
District Manager: Selwyn D. Epperson
Facility Type after AMP: Post Office

2. Gaining Facility Information

Facility Name & Type: Albuquerque NM P&DC
Street Address: 1135 Broadway Blvd NE
City: Albuquerque
State: NM
5D Facility ZIP Code: 87101
District: Arizona
Area: Western
Finance Number: 340148
Current 3D ZIP Code(s): 870-872, 875
EXFC office: Yes
Plant Manager: Marty Chavez
Senior Plant Manager: Clyde Jones
District Manager: Lawrence K. James

3. Background Information

Start of Study: 9/15/2011
Date Range of Data: Jul-01-2010 : Jun-30-2011
Processing Days per Year: 310
Bargaining Unit Hours per Year: 1,745
EAS Hours per Year: 1,822
**Date of HQ memo, DAR Factors/Cost of Borrowing/
 Facility Start-up Costs Update** **New**

	June 16, 2011
Date & Time this workbook was last saved:	2/19/2012 15:12

4. Other Information

Area Vice President: Sylvester Black
Vice President, Network Operations: David E. Williams
Area AMP Coordinator: Joel Greene
HQ AMP Coordinator: Cindy Venable

rev 10/10/2011

Approval Signatures

Losing Facility Name and Type: Durango CO CSMPC
Street Address: 222 W 8th St
City: Durango
State: CO
Facility ZIP Code: 81301
Finance Number: 071674
Current 3D ZIP Code(s): 811
Type of Distribution to Consolidator: Orig & Dest


Gaining Facility Name and Type: Albuquerque NM P&DC
Street Address: 1135 Broadway Blvd NE
City: Albuquerque
State: NM
Facility ZIP Code: 87101
Finance Number: 340148
Current 3D ZIP Code(s): 870 872, 875

ACKNOWLEDGEMENT OF ACCOUNTABILITY: I acknowledge that I am accountable for respecting and supporting the integrity of all official postal reporting systems, including financial reports and those relating to compliance with contracting, procurement, or similar efforts involving the investment and expenditure of funds, as well as all systems to service to our customers.

LOSING FACILITY:

Postmaster or Plant Manager:
 Sean Schtakleff  11-16-11
Printed Name Signature Date

Senior Plant Manager:
 Roland A. Fuentes  11/16/11
Printed Name Signature Date

District Manager:
 Selwyn D. Epperson  11/16/11
Printed Name Signature Date


GAINING FACILITY:

Plant Manager:
 Marty Chavez  11-17-11
Printed Name Signature Date

Senior Plant Manager:
 Clyde Jones  11/17/11
Printed Name Signature Date

District Manager:
 Lawrence K. James  11/17/11
Printed Name Signature Date

AREA OFFICE:

Area Vice President:
 Sylvester Black  1/31/12
Printed Name Signature Date

Implementation Date: _____

HEADQUARTERS:

Approved: Disapproved:

Vice President, Network Operations:
 David E. Williams  2/20/12
Printed Name Signature Date

Comments: _____

Executive Summary

Last Saved: February 19, 2012

Losing Facility Name and Type: Durango CO CSMPC

Street Address: 222 W 8th St

City, State: Durango , CO

Current 3D ZIP Code(s): 813

Type of Distribution to Consolidate: Orig & Dest

Miles to Gaining Facility: 213

Gaining Facility Name and Type: Albuquerque NM P&DC

Current 3D ZIP Code(s): 870-872, 875

Summary of AMP Worksheets

Savings/Costs

Mail Processing Craft Workhour Savings =	<u>\$415,434</u>	from Workhour Costs - Proposed
Non-MP Craft/EAS + Shared LDCs Workhour Savings (less Maint/Trans) =	<u>\$0</u>	from Other Curr vs Prop
PCES/EAS Supervisory Workhour Savings =	<u>\$0</u>	from Other Curr vs Prop
Transportation Savings =	<u>(\$74,076)</u>	from Transportation (HCR and PVS)
Maintenance Savings =	<u>\$112,757</u>	from Maintenance
Space Savings =	<u>\$0</u>	from Space Evaluation and Other Costs
Total Annual Savings =	<u>\$454,115</u>	
Total One-Time Costs =	<u>\$13,266</u>	from Space Evaluation and Other Costs
Total First Year Savings =	<u>\$440,849</u>	

Staffing Positions

Craft Position Loss =	<u>14</u>	from Staffing - Craft
PCES/EAS Position Loss =	<u>2</u>	from Staffing - PCES/EAS

Volume

Total FHP to be Transferred (Average Daily Volume) =	<u>N/A</u>	from Workhour Costs - Current
Current FHP at Gaining Facility (Average Daily Volume) =	<u>2,608,612</u>	from Workhour Costs - Current
Losing Facility Cancellation Volume (Average Daily Volume) =	<u>18,000</u>	(= Total TPH / Operating Days)

Service

Service Standard Impacts by ADV

	UPGRADED ADV	DOWNGRADED ADV	Unchanged + Upgrades ADV	Unchanged + Upgrades %
First-Class Mail®	0	0	0	#DIV/0!
Priority Mail®	0	0	0	#DIV/0!
Package Services	0	0	0	#DIV/0!
Periodicals	N/A*	N/A*	N/A*	N/A*
Standard Mail	N/A*	N/A*	N/A*	N/A*

Code to destination 3-digit ZIP Code volume is not available

rev 10/15/2009

Summary Narrative

Last Saved: February 19, 2012

Losing Facility Name and Type: Durango CO CSMPC

Current 3D ZIP Code(s): 813

Type of Distribution to Consolidate: Orig & Dest

Gaining Facility Name and Type: Albuquerque NM P&DC

Current 3D ZIP Code(s): 870-872, 875

Background:

The Albuquerque NM Processing and Distribution Center (P&DC) with assistance from the Western Area Office has completed an Area Mail Processing Study (AMP) to determine the feasibility of moving the originating and destinating processing from the Durango CO Customer Service Mail Processing Center (CSMPC) into the Albuquerque P&DC. The proposal encompasses mail processing for the 813 ZIP code area.

The Durango CO CSMPC is a postal owned facility that processes originating mail for ZIP code 813 Monday through Friday and destinating mail for ZIP code 813 Monday through Saturday. The Durango CSMPC also houses a Function 4 (F4) retail unit, Business Mail Entry Unit (BMEU) and the Function 2 (F2) operations for Durango CO. The Durango CSMPC is 213 miles north of the Albuquerque P&DC. The Durango facility would be retained as a hub and spoke for ZIP code 813.

Financial Summary:

Annual baseline data came from July 1, 2010 to June 30, 2011. Financial savings proposed from this consolidation of outgoing and incoming operations are:

Total First Year Savings	\$ 440,849
Total Annual Savings	\$ 454,115

Customer Service Considerations:

Business mail acceptance, retail window hours, caller service and collection box last pick up times will not be impacted by this consolidation. A local postmark will be available for stamped First-Class Mail. Delivery times of mail to residences and businesses will not change as a result of the AMP.

Specific service standard changes associated with this Area Mail Processing consolidation are contingent upon the resolution of both (a) the rulemaking in which current market dominant product service standards in 39 CFR Part 121 are being evaluated, and (b) all remaining AMP consolidation proposals that are part of the same network rationalization initiative. A complete file reflecting any new service standards will be published at www.usps.com once all of the related AMP decisions that provide the foundation for new service standards are made. Priority and Express Mail service standards will be based upon the capability of the network.

The collection box times will not be impacted with this consolidation.

Transportation Changes:

Transportations Savings: \$(74,076)

There is an increase in transportation for this AMP due to the requirement to add one truck from/to Durango/Albuquerque P&DC to ensure all collection mail arrives at the Albuquerque P&DC prior to 23:00 as outlined in the Distribution Concept (see specifics below).

The transportation needs for both the Durango and Albuquerque facility are currently serviced by Highway Contract Routes (HCR). All existing HCR's were reviewed individually between Durango and their downstream offices. With the exception of two HCRs all are expected to see some cost savings in trip or mileage reduction. The following transportation changes will be required to support this AMP:

- Durango AO's serviced by routes 81333, 81332, and 81511, will continue to return their collection mail to Durango (Hub). Durango will transport all AO collection mail to the Albuquerque P&DC (gaining facility) for processing. The transportation schedule changes specified below will provide adequate time for all collections; therefore Collection Box Times will remain the same.
- All 813 AO's have been evaluated and due to the distance of the gaining facility; returning back to the Hub is the most efficient line of travel.

Summary Narrative *(continued)*

- 81332 will eliminate four trips (trips 31, 32, 38, and 39) as a benefit of the AMP which will result in a projected annual savings of \$52,180.00. Durango PM and Networks Specialist (Gail Olander) advised ABQ Trans office that only one trip is needed to take mail out (A.M.) and one trip to pick up collections (P.M.) from the offices assigned to this transportation schedule
- 81511 will eliminate all trips from Cortez CO to Durango which will result in a projected annual savings of \$79,074.00. This schedule was eliminated because the other sites on this schedule; 815 and 845 will no longer send their mail into 813 for processing.
- Return mail from the Albuquerque P&DC to 813 Durango will be sent to Durango which will serve as a Hub for the SCF 813 offices.
- Route 87014 currently runs from to/from Albuquerque/Farmington and has been leveraged for savings for the Durango AMP. Route 87014 has been modified to ensure all mail will arrive in Durango from Albuquerque by their CET of 0330 in time for them to make DOV at 0400 for their outbound HCR's.
 - 1630 Dispatch - All available collection mail will go on 1st truck to Farmington then to ABQ P&DC.
 - 1840 Dispatch - Cleanup will go on direct truck from Durango to ABQ.
 - Trips five and six are both under-utilized and use smaller equipment. The two trips that were recognized as opportunities will be removed on the proposed HCR 87014 schedules for this AMP. This will result in a savings of \$113,428.00 annually.

In addition, the following HCRs are being eliminated:

- HCR 80198 will see a reduction in miles from Salida CO to Durango, a reduction of 141,000 miles resulting in a cost savings of \$233,707.
- HCR 80191 will see a reduction in miles from Pagosa Springs CO to Durango, a reduction of 64,310 miles resulting in a cost savings of \$43,433.
- HCR 80037 will see a reduction in miles from Denver CO to Durango CO, a reduction of 118,600 miles and a cost savings of \$116,472.00.
- HCR 81365 will see a reduction in miles from Denver CO to Durango CO, a reduction of 17,820 miles and \$27,739.00 in savings. This HCR will be eliminated completely.
- HCR 81511 will see a reduction in miles from Denver CO to Durango CO, a reduction of 93,667 miles and \$79,074 in savings.

As per Western Area DN, the savings for these HCR eliminations have already been accounted for in the Alamosa, Salida, and Provo AMP packages as Durango shared the transportation with these impacted facilities.

- Mail Transport Equipment will travel to and from the Mail Transport Equipment Service Center (MTEESC) network via the Albuquerque P&DC utilizing new transportation.

Staffing Impacts:

Craft

The AMP study indicates a net decrease of 14 craft employees; twelve F4 clerk positions and two F3B maintenance craft positions will be lost at the Durango CSMPC.

The results of the AMP study indicate a Mail Processing Craft Work Hour Savings of \$415,434.

EAS

This AMP study indicates a net decrease of two EAS positions.

- No EAS positions lost at the Durango CSMPC which has an authorized of 3 positions, a current on the rolls of 2 positions, and a proposed staffing of 2 positions.
- EAS staffing will decrease in the Albuquerque P&DC by 3 SDO positions.

Summary Narrative (continued)

As a matter of policy, the Postal Service follows the Worker Adjustment and Retraining Notification Act's ("WARN") notification requirements when the number of employees experiencing an employment loss within the meaning of WARN would trigger WARN's requirements. Some or all of the impacted employees described above may not experience an employment loss within the meaning of WARN due to transfers or reassignments.

Mail Processing Management to Craft Ratio				
Management to Craft ² Ratios	Current		Proposed	
	SDOs to Craft ¹ (1:25 target)	MDOs+SDOs to Craft ¹ (1:22 target)	SDOs to Craft ¹ (1:25 target)	MDOs+SDOs to Craft ¹ (1:22 target)
Durango CO CSMPC	N/A	N/A	N/A	N/A
Albuquerque PDC	1 : 22	1 : 20	1 : 25	1 : 22

Name - Gaining Site

¹ Craft = FTR+PTR+PTF+Casuals
² Craft = F1 + F4 at Losing; F1 only at Gaining

Management and Craft Staffing Impacts							
	Durango CO CSMPC			Albuquerque NM PDC			Net Diff
	Total Current On-Rolls	Total Proposed	Diff	Total Current On-Rolls	Total Proposed	Diff	
Craft ¹	54	40	(14)	570	570	(0)	(14)
Management	3	3	-	44	42	(2)	(2)

¹ Craft = FTR+PTR+PTF+Casuals

Equipment Relocation:

The equipment set shown in this AMP study is a Postal Headquarters proposed equipment set to meet the needs of the originating and destinating AMP Studies for 813 Durango, 874 Farmington, 878 Socorro, 879 Truth or Consequences, and 884 Tucumcari.

The Headquarters' equipment set proposal removes all three (3) DBCS-OSS machines and adds one (1) DBCS machine and three (3) DIOSS machines to the current equipment inventory at the Albuquerque P&DC. Equipment relocation costs will be split between Durango CO and other concurrent initiatives going into Albuquerque P&DC: Farmington NM, Socorro NM, Truth or Consequences NM, and Tucumcari NM.

Summary Narrative *(continued)*

Operational Space Layout and One Time Costs:

The Albuquerque P&DC Operational Space Layout (OSL) places the proposed additional equipment in existing work room floor space.

The following One Time Costs for Durango are as follows:

DIOSS Relocation from Durango CSMPC to Albuquerque P&DC = \$13,266 per FSO. This figure includes work hours which will be absorbed by Albuquerque Maintenance, GBL for transportation, additional power, and electrical. This will be a local Albuquerque P&DC Maintenance project.

Albuquerque, NM P&DC

	Quantity	Unit	Cost	Total Cost
DIOSS	1	ea	\$ 8,060	\$ 8,060
Task Lights	5	ea	\$ 800	\$ 4,000
Subtotal				\$ 12,060
Contingency @ 10%				\$ 1,206
TOTAL FACILITY COSTS				\$ 13,266

24 Hour Clock

Last Saved: February 19, 2012

Losing Facility Name and Type: Durango CO CSMPC

Current 3D ZIP Code(s): 813

Type of Distribution to Consolidate: Orig & Dest

Gaining Facility Name and Type: Albuquerque NM P&DC

Current 3D ZIP Code(s): 870-872, 875

No Data Available for Durango CO

Weekly Trends Beginning Day	24 Hour Indicator Report			80%	100%	100%	100%	Millions	100%	100%	86.9%
			Facility	Cancelled by 2000 Data Source = EDW MCRS	OGP Cleared by 2300 Data Source = EDW EOR	OGS Cleared by 2400 Data Source = EDW EOR	MMP Cleared by 2400 Data Source = EDW EOR	MMP Volume On Hand at 2400 Data Source = EDW MCRS	Mail Assigned Commercial / FedEx By 0230 Data Source = EDW SASS	DPS 2nd Pass Cleared by 0700 Data Source = EDW EOR	Trips On-Time 0400 - 0900 Data Source = EDW TIMES
		%									
16-Apr	SAT	4/16	ALBUQUERQUE P&DC	62.8%	94.8%	99.9%	95.8%	#VALUE!	78.4%	100.0%	92.0%
23-Apr	SAT	4/23	ALBUQUERQUE P&DC	69.5%	98.3%	96.1%	88.2%	#VALUE!	83.5%	99.8%	85.2%
30-Apr	SAT	4/30	ALBUQUERQUE P&DC	60.3%	98.8%	91.6%	94.1%	#VALUE!	78.2%	100.0%	85.6%
7-May	SAT	5/7	ALBUQUERQUE P&DC	66.0%	99.4%	94.7%	97.0%	#VALUE!	81.2%	100.0%	95.1%
14-May	SAT	5/14	ALBUQUERQUE P&DC	63.9%	99.8%	88.0%	97.4%	#VALUE!	87.2%	100.0%	93.2%
21-May	SAT	5/21	ALBUQUERQUE P&DC	57.9%	100.0%	81.2%	97.3%	#VALUE!	83.9%	100.0%	95.4%
28-May	SAT	5/28	ALBUQUERQUE P&DC	64.2%	98.2%	74.7%	90.2%	0.0	75.9%	100.0%	92.6%
4-Jun	SAT	6/4	ALBUQUERQUE P&DC	65.3%	100.0%	79.0%	92.7%	#VALUE!	81.5%	99.9%	93.5%
11-Jun	SAT	6/11	ALBUQUERQUE P&DC	69.2%	98.8%	100.0%	96.0%	#VALUE!	79.3%	100.0%	95.8%
18-Jun	SAT	6/18	ALBUQUERQUE P&DC	62.8%	100.0%	97.1%	95.6%	#VALUE!	82.6%	100.0%	97.3%
25-Jun	SAT	6/25	ALBUQUERQUE P&DC	53.5%	99.9%	93.9%	96.1%	#VALUE!	80.4%	100.0%	97.7%
2-Jul	SAT	7/2	ALBUQUERQUE P&DC	37.1%	97.4%	92.3%	93.1%	#VALUE!	77.2%	100.0%	85.5%
9-Jul	SAT	7/9	ALBUQUERQUE P&DC	59.1%	98.7%	94.2%	90.0%	0.1	80.2%	100.0%	92.0%
16-Jul	SAT	7/16	ALBUQUERQUE P&DC	61.5%	99.3%	95.6%	97.4%	#VALUE!	79.7%	100.0%	99.2%
23-Jul	SAT	7/23	ALBUQUERQUE P&DC	57.0%	100.0%	89.5%	95.9%	#VALUE!	82.5%	100.0%	94.7%
30-Jul	SAT	7/30	ALBUQUERQUE P&DC	52.8%	99.8%	95.1%	96.2%	#VALUE!	78.6%	100.0%	97.7%
6-Aug	SAT	8/6	ALBUQUERQUE P&DC	59.7%	100.0%	99.2%	97.5%	#VALUE!	82.9%	100.0%	94.3%
13-Aug	SAT	8/13	ALBUQUERQUE P&DC	53.2%	99.1%	95.9%	97.9%	#VALUE!	80.6%	100.0%	97.7%
20-Aug	SAT	8/20	ALBUQUERQUE P&DC	66.5%	99.9%	91.0%	98.0%	#VALUE!	79.2%	100.0%	97.3%
27-Aug	SAT	8/27	ALBUQUERQUE P&DC	53.7%	99.8%	83.0%	95.0%	#VALUE!	82.7%	100.0%	96.2%
3-Sep	SAT	9/3	ALBUQUERQUE P&DC	47.3%	99.3%	86.6%	96.7%	#VALUE!	81.1%	100.0%	93.1%

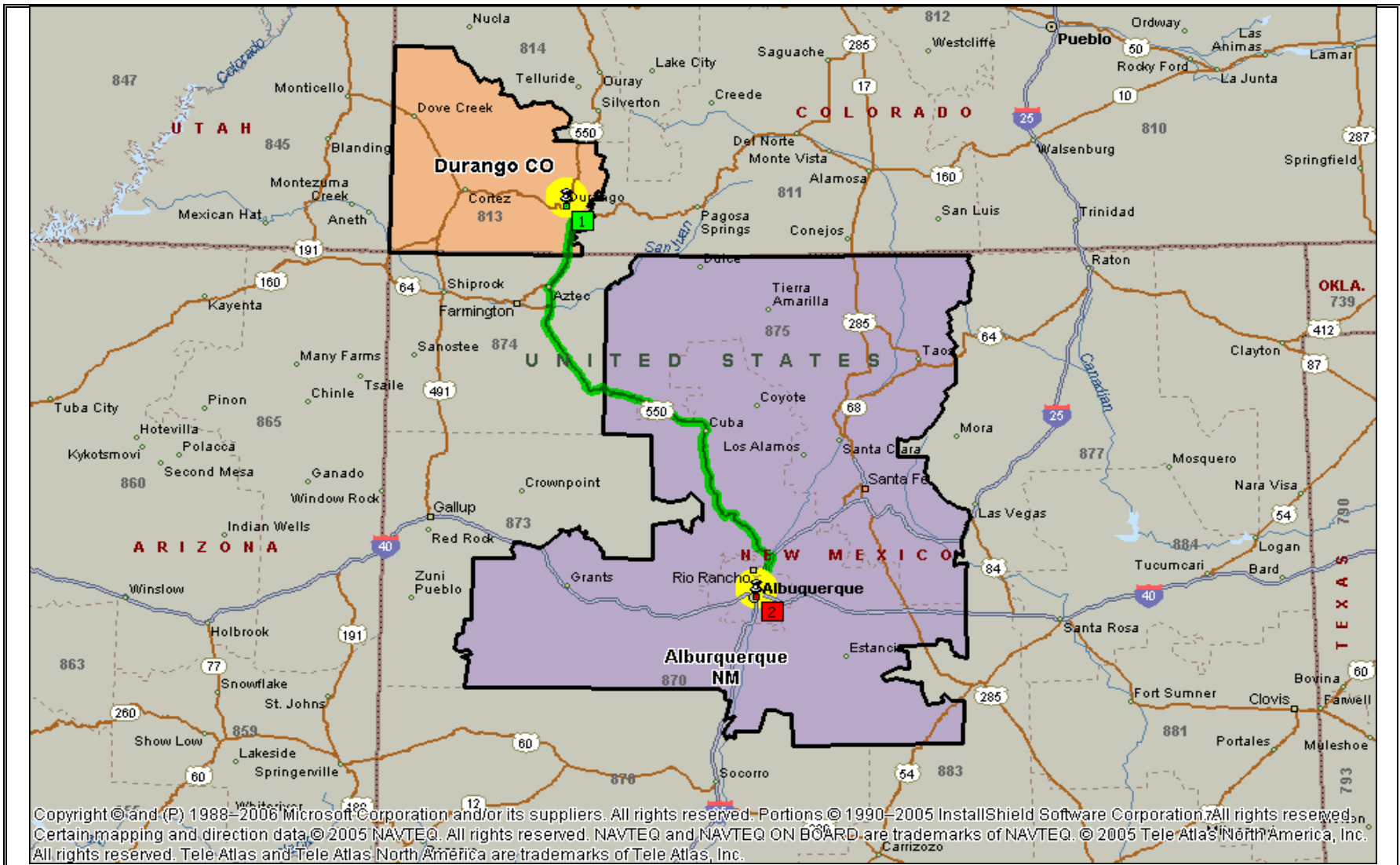
rev 04/2/2008

MAP

Last Saved: February 19, 2012

Losing Facility Name and Type: Durango CO CSMPC
 Current 3D ZIP Code(s): 813
 Miles to Gaining Facility: 213

Gaining Facility Name and Type: Albuquerque NM P&DC
 Current 3D ZIP Code(s): 870-872, 875



rev 03/20/2008

Service Standard Impacts

Last Saved: February 19, 2012

Losing Facility: Durango CO CSMPC

Losing Facility 3D ZIP Code(s): 813

Gaining Facility 3D ZIP Code(s): 870-872, 875

Based on report prepared by Network Integration Support dated: mm/dd/yyyy

Service Standard Changes - Average Daily Volume (data obtained from ODIS is derived from sampling and may vary from actual volume)																
	FCM						PRI		PER *		STD *		PSVC		ALL CLASSES	
	Overnight	% Change	All Others	% Change	Total	% Change	All	% Change	All	% Change	All	% Change	All	% Change	All	% Change
UPGRADE																
DOWNGRADE																
TOTAL																
NET UP+NO CHNG																
VOLUME TOTAL																

* - Periodical and Standard mail origin 3-digit ZIP Code to destination 3-digit ZIP Code volume is not available

Selected summary fields are transferred to the *Executive Summary*

Service Standard Changes - Pairs																
	FCM						PRI		PER		STD		PSVC		ALL CLASSES	
	Overnight	% Change	All Others	% Change	Total	% Change	All	% Change	All	% Change	All	% Change	All	% Change	All	% Change
UPGRADE																
DOWNGRADE																
TOTAL																
NET																

Stakeholders Notification

(WorkBook Tab Notification - 1)

Last Saved: February 19, 2012

Stakeholder Notification Page 1

Losing Facility: Durango CO CSMPC

AMP Event: Start of Study

Workhour Costs - Current

Last Saved: February 19, 2012

Losing Facility: **Durango CO CSMP**

Gaining Facility: **Albuquerque NM P&DC**

Date Range of Data: **07/01/10 <<==== >>>> 06/30/11**

Losing Current Workhour Rate by LDC		
LDC	Function 1	Function 4
11	\$0.00	\$33.42
12	\$0.00	\$34.72
13	\$0.00	\$38.79
14	\$0.00	\$30.05
15	\$0.00	\$43.43
16	\$0.00	\$0.00
17	\$0.00	\$0.00
18	\$0.00	\$35.67

Gaining Current Workhour Rate by LDC		
LDC	Function 1	Function 4
11	\$40.20	\$0.00
12	\$40.07	\$0.00
13	\$38.27	\$0.00
14	\$44.07	\$0.00
15	\$20.67	\$0.00
16	\$0.00	\$0.00
17	\$40.86	\$0.00
18	\$39.94	\$73.28

(1) Current Operation Numbers	(2) % Moved to Gaining	(3) Current Annual FHP Volume	(4) Current Annual TPH or NATPH Volume	(5) Current Annual Workhours	(6) Current Productivity (TPH or NATPH)	(7) Current Annual Workhour Costs
037	50.0%					\$21,218
B	50.0%					
076	50.0%					\$66,331
B	50.0%					
079	50.0%					\$88,636
B	50.0%					
241	75.0%					\$604,237
364	100.0%					\$675
366	100.0%					\$1,684
371	100.0%					\$312
391	100.0%					\$14,460
821	100.0%					\$150
822	100.0%					\$678
912	100.0%					\$66,487
913	100.0%					\$61,194
637						\$3,542
769						\$119,249

(8) Current Operation Numbers	(9) % Moved to Losing	(10) Current Annual FHP Volume	(11) Current Annual TPH or NATPH Volume	(12) Current Annual Workhours	(13) Current Productivity (TPH or NATPH)	(14) Current Annual Workhour Costs
030						\$1,498,473
481						\$11,769
060						\$85,229
141						\$30,024
200						\$90,679
156						\$142,257
015						\$165,199
483						\$811
486						\$90
481dup						
481dup						
481dup						
482						\$0
918						\$3,955,608
919						\$305,626
637						\$0
769						\$0
002						\$37,778
003						\$99
009						\$0
010						\$1,121
014						\$21,343
015dup						
016						\$40,874
017						\$570,641
018						\$136,099
019						\$68
020						\$718
021						\$0
022						\$0
030dup						
040						\$81,908
043						\$0
044						\$66,673
046						\$0
051						\$54,798
053						\$212
060dup						
062						\$229
066						\$11,710

Other Workhour Move Analysis

Last Saved: February 19, 2012

Losing Facility: Durango CO CSMPC

Gaining Facility: Albuquerque NM P&DC

Date Range of Data: 07/01/10 to 06/30/11

Current Other Craft Workhours

Losing Facility					Gaining Facility				
Current MODS Operation Number	Percent Moved to Gaining (%)	Reduction Due to EoS (%)	Current Annual Workhours	Current Annual Workhour Cost (\$)	Current MODS Operation Number	Percent Moved to Losing (%)	Reduction Due to EoS (%)	Current Annual Workhours	Current Annual Workhour Cost (\$)
750	0.0%	100.0%		\$195,329	750				\$5,870,855
065				\$341,466	065				\$0
355				\$364,985	355				\$0
421				\$1,528,580	421				\$0
713				\$645,339	713				\$0
714				\$360,571	714				\$0
731				\$9,598	731				\$0
733				\$144	733				\$0
743				\$1,773	743				\$0
747				\$36,438	747				\$2,041,106
					515				\$238
					581				\$222,459
					582				\$247,061
					616				\$68,872
					665				\$67,753
					666				\$73,982
					673				\$455,222
					679				\$293,045
					691				\$124,921
					745				\$556,062
					753				\$1,590,717

Proposed Other Craft Workhours

Losing Facility			Gaining Facility		
Proposed MODS Operation Number	Proposed Annual Workhours	Proposed Annual Workhour Cost (\$)	Proposed MODS Operation Number	Proposed Annual Workhours	Proposed Annual Workhour Cost (\$)
750		\$0	750		\$5,870,855
065		\$341,466	065		\$0
355		\$364,985	355		\$0
421		\$1,528,580	421		\$0
713		\$645,339	713		\$0
714		\$360,571	714		\$0
731		\$9,598	731		\$0
733		\$144	733		\$0
743		\$1,773	743		\$0
747		\$36,438	747		\$2,041,106
			515		\$238
			581		\$222,459
			582		\$247,061
			616		\$68,872
			665		\$67,753
			666		\$73,982
			673		\$455,222
			679		\$293,045
			691		\$124,921
			745		\$556,062
			753		\$1,590,717

Staffing - Management

Last Saved: February 19, 2012

Losing Facility: Durango CO CSMPC

Data Extraction Date: 09/26/11

Finance Number: 072574

Management Positions						
Line	(1) Position Title	(2) Level	(3) Current Auth Staffing	(4) Current On-Rolls	(5) Proposed Staffing	(6) Difference
1	POSTMASTER	EAS-22	1	1	1	0
2	SUPV CUSTOMER SERVICES	EAS-17	3	2	2	0
3						
4						
5						
6						
7						
8						
9						
10						
11						
12						
13						
14						
15						
16						
17						
18						
19						
20						
21						
22						
23						
24						
25						
26						
27						
28						
29						
30						
31						
32						
33						
34						
35						
36						
37						
38						
39						
40						
41						
42						
43						

44						
45						
46						
47						
48						
49						
50						
51						
52						
53						
54						
55						
56						
57						
58						
59						
60						
61						
62						
63						
64						
65						
66						
67						
68						
69						
70						
71						
72						
73						
74						
75						
76						
77						
78						
79						
	Totals		4	3	3	0

Retirement Eligibles: 0

Position Loss: 0

Management Positions						
Line	(12) Position Title	(13) Level	(14) Current Auth Staffing	(15) Current On-Rolls	(16) Proposed Staffing	(17) Difference
1	PLANT MANAGER (4)	PCES-01	1	1	1	0
2	MGR MAINTENANCE (LEAD)	EAS-24	1	1	1	0
3	MGR DISTRIBUTION OPERATIONS	EAS-22	1	1	1	0
4	MGR IN-PLANT SUPPORT	EAS-21	1	1	1	0
5	MGR MAINTENANCE OPERATIONS	EAS-21	2	2	2	0
6	OPERATIONS INDUSTRIAL ENGINEER (FI	EAS-21	2	2	2	0
7	MGR DISTRIBUTION OPERATIONS	EAS-20	3	1	2	1
8	MGR MAINT ENGINEERING SUPPORT	EAS-20	1	1	1	0
9	MGR FIELD MAINT OPRNS (LEAD)	EAS-19	1	1	1	0
10	MGR MAINTENANCE OPERATIONS SUPPT	EAS-19	1	1	1	0
11	MGR TRANSPORTATION/NETWORKS	EAS-18	1	1	1	0
12	NETWORKS SPECIALIST	EAS-18	1	0	0	0
13	OPERATIONS SUPPORT SPECIALIST	EAS-18	2	1	1	0
14	OPERATIONS SUPPORT SPECIALIST	EAS-17	3	2	2	0
15	SUPV DISTRIBUTION OPERATIONS	EAS-17	20	20	17	-3
16	SUPV MAINTENANCE OPERATIONS	EAS-17	8	6	6	0
17	NETWORKS SPECIALIST	EAS-16	1	1	1	0
18	SECRETARY (FLD)	EAS-12	1	1	1	0
19						
20						
21						
22						
23						
24						
25						
26						
27						
28						
29						
30						
31						
32						
33						
34						
35						
36						
37						
38						
39						
40						
41						
42						
43						
44						
45						
46						

47						
48						
49						
50						
51						
52						
53						
54						
55						
56						
57						
58						
59						
60						
61						
62						
63						
64						
65						
66						
67						
68						
69						
70						
71						
72						
73						
74						
75						
76						
77						
78						
79						
	Total		51	44	42	(2)

Retirement Eligibles: 14

Position Loss: 2

Total PCES/EAS Position Loss: 2 (This number carried forward to the *Executive Summary*)

rev 11/05/2008

Staffing - Craft

Last Saved: February 19, 2012

Losing Facility: Durango CO CSMPC

Finance Number: 072574

Data Extraction Date: 09/26/11

Craft Positions	(1) Casuals/PSEs On-Rolls	(2) Part Time On-Rolls	(3) Full Time On-Rolls	(4) Total On-Rolls	(5) Total Proposed	(6) Difference
Function 1 - Clerk	0	0	0			
Function 4 - Clerk	3	0	20	23	11	(12)
Function 1 - Mail Handler	0	0	0			
Function 4 - Mail Handler	0	0	0			
Function 1 & 4 Sub-Total	3	0	20	23	11	(12)
Function 3A - Vehicle Service	0	0	0			
Function 3B - Maintenance	1	0	3	4	2	(2)
Functions 67-69 - Lmtd/Rehab/WC	0	0	0			
Other Functions	0	1	26	27	27	0
Total	4	1	49	54	40	(14)

Retirement Eligibles: 19

Gaining Facility: Albuquerque NM P&DC

Finance Number: 340148

Data Extraction Date: 09/26/11

Craft Positions	(7) Casuals/PSEs On-Rolls	(8) Part Time On-Rolls	(9) Full Time On-Rolls	(10) Total On-Rolls	(11) Total Proposed	(12) Difference
Function 1 - Clerk	30	0	240	270	270	0
Function 1 - Mail Handler	0	15	145	160	160	0
Function 1 Sub-Total	30	15	385	430	430	0
Function 3A - Vehicle Service	0	0	0			
Function 3B - Maintenance	0	0	131	131	131	0
Functions 67-69 - Lmtd/Rehab/WC	0	0	3	3	3	0
Other Functions	0	0	6	6	6	0
Total	30	15	525	570	570	0

Retirement Eligibles: 158

Total Craft Position Loss: 14 (This number carried forward to the Executive Summary)

(13) Notes: No plan to relocated impacted employees from Durango to Albuquerque P&DC.

rev 11/05/2008

Maintenance

Last Saved: February 19, 2012

Losing Facility: Durango CO CSMPC

Gaining Facility: Albuquerque NM P&DC

Date Range of Data: Jul-01-2010 : Jun-30-2011

Workhour Activity		(1) Current Cost	(2) Proposed Cost	(3) Difference
LDC 36	Mail Processing Equipment	\$ 195,329	\$ 0	\$ (195,329)
LDC 37	Building Equipment	\$ 0	\$ 0	\$ 0
LDC 38	Building Services <i>(Custodial Cleaning)</i>	\$ 36,438	\$ 36,438	\$ 0
LDC 39	Maintenance Operations Support	\$ 0	\$ 0	\$ 0
LDC 93	Maintenance Training	\$ 0	\$ 0	\$ 0
Workhour Cost Subtotal		\$ 231,767	\$ 36,438	\$ (195,329)
Other Related Maintenance & Facility Costs		Current Cost	Proposed Cost	Difference
Total	Maintenance Parts, Supplies & Facility Utilities	\$ 114,807	\$ 114,807	\$ 0
Adjustments <i>(from "Other Curr vs Prop" tab)</i>		\$	0	
Grand Total		\$ 346,574	\$ 151,245	\$ (195,329)

Workhour Activity		(4) Current Cost	(5) Proposed Cost	(6) Difference
LDC 36	Mail Processing Equipment	\$ 5,870,855	\$ 5,953,427	\$ 82,572
LDC 37	Building Equipment	\$ 1,590,717	\$ 1,590,717	\$ 0
LDC 38	Building Services <i>(Custodial Cleaning)</i>	\$ 2,041,106	\$ 2,041,106	\$ 0
LDC 39	Maintenance Operations Support	\$ 624,934	\$ 624,934	\$ 0
LDC 93	Maintenance Training	\$ 97,401	\$ 97,401	\$ 0
Workhour Cost Subtotal		\$ 10,225,014	\$ 10,307,586	\$ 82,572
Other Related Maintenance & Facility Costs		Current Cost	Proposed Cost	Difference
Total	Maintenance Parts, Supplies & Facility Utilities	\$ 1,760,509	\$ 1,760,509	\$ 0
Adjustments <i>(from "Other Curr vs Prop" tab)</i>		\$	0	
Grand Total		\$ 11,985,523	\$ 12,068,095	\$ 82,572

Annual Maintenance Savings: \$112,757 (This number carried forward to the Executive Summary)

(7) Notes: Maint changes as per HQ Review. Changes split between Durango, Farmington, Socorro and Truth or Consequences. 11-27-12 - TK - Modified back to original per Western Area telecom.

Transportation - PVS
Last Saved: February 19, 2012

Losing Facility: Durango CO CSMPC
Finance Number: 072574
Date Range of Data: 07/01/10 -- to -- 06/30/11

Gaining Facility: Albuquerque NM P&DC
Finance Number: 340148

	(1) Current	(2) Proposed	(3) Difference
PVS Owned Equipment			
Seven Ton Trucks			0
Eleven Ton Trucks			0
Single Axle Tractors			0
Tandem Axle Tractors			0
Spotters			0
PVS Transportation			
Total Number of Schedules			0
Total Annual Mileage			0
Total Mileage Costs			\$0
PVS Leases			
Total Vehicles Leased			0
Total Lease Costs			\$0
PVS Workhour Costs			
LDC 31 (617, 679, 764)	\$0	\$0	\$0
LDC 34 (765, 766)	\$0	\$0	\$0
Adjustments (from "Other Curr vs Prop" tab)		\$0	
Total Workhour Costs	\$0	\$0	\$0

	(4) Current	(5) Proposed	(6) Difference
PVS Owned Equipment			
Seven Ton Trucks			0
Eleven Ton Trucks			0
Single Axle Tractors			0
Tandem Axle Tractors			0
Spotters			0
PVS Transportation			
Total Number of Schedules			0
Total Annual Mileage			0
Total Mileage Costs			\$0
PVS Leases			
Total Vehicles Leased			0
Total Lease Costs			\$0
PVS Workhour Costs			
LDC 31 (617, 679, 764)	\$293,045	\$293,045	\$0
LDC 34 (765, 766)	\$0	\$0	\$0
Adjustments (from "Other Curr vs Prop" tab)		\$0	
Total Workhour Costs	\$293,045	\$293,045	\$0

PVS Transportation Savings (Losing Facility):

PVS Transportation Savings (Gaining Facility):

Total PVS Transportation Savings: <<== (This number is summed with Total from 'Trans-HCR' and carried forward to the Executive Summary as Transportation Savings)

(7) Notes: _____

1	2	3	4	5	6	7
Route Numbers	Current Annual Mileage	Current Annual Cost	Current Cost per Mile	Proposed Annual Mileage	Proposed Annual Cost	Proposed Cost per Mile
Totals	119,905			49,613		

8	9	10	11	12	13	14
Route Numbers	Current Annual Mileage	Current Annual Cost	Current Cost per Mile	Proposed Annual Mileage	Proposed Annual Cost	Proposed Cost per Mile
Totals	1,009,314			1,168,453		

Proposed Trip Impacts	Current Losing	Moving to Gain (-)	Other Changes (+/-)	Trips from Gaining	Proposed Result

Proposed Trip Impacts	Current Gaining	Moving to Lose (-)	Other Changes (+/-)	Trips from Losing	Proposed Result

HCR Annual Savings (Losing Facility): \$74,856

HCR Annual Savings (Gaining Facility): (\$148,932)

Total HCR Transportation Savings: (\$74,076)

<<== (This number is summed with Total from 'Trans-PVS' and carried forward to the Executive Summary as Transportation Savings)

rev 11/05/2008

Distribution Changes

Last Saved: February 19, 2012

Losing Facility: Durango CO CSMPC

Type of Distribution to Consolidate Orig & Dest

Indicate each DMM labeling list affected by placing an "X" to the left of the list.

DMM L001	DMM L011
X DMM L002	X DMM L201
DMM L003	DMM L601
X DMM L004	DMM L602
X DMM L005	DMM L603
DMM L006	DMM L604
DMM L007	X DMM L605
DMM L008	DMM L606
DMM L009	X DMM L607
DMM L010	X DMM L801

If revisions to DMM L005 or DMM L201 are needed, indicate proposed DMM label change below.

(2) DMM Labeling List L005 - 3-Digit ZIP Code Prefix Groups - SCF Sortation		
From:		
Action Code*	Column A - 3-Digit ZIP Code Prefix Group	Column B - Label to
D	813	Durango CO 813 S
CF	870-872, 875	SCF ALBUQUERQUE NM 870
To:		
Action Code*	Column A - 3-Digit ZIP Code Prefix Group	Column B - Label to
CT	813, 870-872, 875	SCF ALBUQUERQUE NM 870

*Action Codes: A=add D=delete CF=change from CT=change to

Important Note: Section 2 & 3 illustrate possible changes to DMM labeling lists. Section 2 relates to consolidation of Destination Operations. Section 3 pertains to Originating Operations. The Area Distribution Network group will submit appropriate requests for DMM changes after AMP approval.

(3) **DMM Labeling List L201 - Periodicals Origin Split**

Action Code*	Column A - Entry ZIP Codes	Column B - 3-Digit ZIP Code Destinations	Column C - Label to
D	813	500-509, 515, 516, 520-528, 612, 680, 681, 683-693, 800-816, 820, 822-834, 836, 837, 840-847, 865, 870-875, 877-879, 881-884, 898, 900-908, 910-928, 930-935, 979	OMX DURANGO CO 813
CF	865, 870-875, 877-879, 881-884	590-599, 700, 701, 703-708, 710-714, 716-722, 724-731, 733-738, 740, 741, 743-816, 820-838, 840-847, 850-853, 855-857, 859, 860, 863-865, 870-875, 877-885, 889-891, 893, 898, 900-908, 910-928, 930-960, 970-986, 988-994, 998, 999	OMX ALBUQUERQUE NM 870
CT	813, 865, 870-875, 877-879, 881-884	500-509, 515, 516, 520-528, 590-599, 612, 680, 681, 683-693, 700, 701, 703-708, 710-714, 716-722, 724-731, 733-738, 740, 741, 743-816, 820-838, 840-847, 850-853, 855-857, 859, 860, 863-865, 870-875, 877-885, 889-891, 893, 898, 900-908, 910-928, 930-960, 970-986, 988-994, 998, 999	OMX ALBUQUERQUE NM 870

*Action Codes: A=add D=delete CF=change from CT=change to

(4) **Drop Shipments for Destination Entry Discounts - FAST Appointment Summary Report**

Month	Losing/Gaining	NASS Code	Facility Name	Total Sched Appts	No-Show		Late Arrival		Open		Closed		Unsched Count
					Count	%	Count	%	Count	%	Count	%	
Aug'11	Losing Facility	813	Durango	34	13	38%	4	12%	0	0%	21	62%	0
Sep'11	Losing Facility	813	Durango	36	9	25%	8	22%	0	0%	27	75%	0
Aug'11	Gaining Facility	870	Albuquerque	334	112	34%	70	21%	0	0%	222	66%	3
Sep'11	Gaining Facility	870	Albuquerque	347	142	41%	62	18%	0	0%	204	59%	4

(5) **Notes**

MPE Inventory

Last Saved: February 19, 2012

Lossing Facility: Durango CO CSMPC

Gaining Facility: Albuquerque NM P&DC

Data Extraction Date: 10/19/11

Equipment Type	(1) Current Number	(2) Proposed Number	(3) Difference
AFCS	0	0	0
AFCS200			
AFSM - ALL	0	0	0
APPS	0	0	0
CIOSS	0	0	0
CSBCS			
DBCS	0	0	0
DBCS-OSS	0	0	0
DIOSS	1	0	(1)
FSS			
SPBS	0	0	0
UFSM			
FC / MICRO MARK	1	0	(1)
ROBOT GANTRY			
HSTS / HSUS			
LCTS / LCUS	0	0	0
LIPS			
MPBCS-OSS			
TABBER			
PIV			
LCREM	0	0	0

Equipment Type	(4) Current Number	(5) Proposed Number	(6) Difference	(7) Equipment Change	(8) Relocation Costs
AFCS	4	4	0	0	
AFCS200					
AFSM - ALL	3	3	0	0	
APPS	1	1	0	0	
CIOSS	2	2	0	0	
CSBCS					
DBCS	13	14	1	1	
DBCS-OSS	3	0	(3)	(3)	
DIOSS	3	6	3	2	\$8,060
FSS					
SPBS	0	0	0	0	
UFSM					
FC / MICRO MARK	0	0	0	(1)	
ROBOT GANTRY					
HSTS / HSUS					
LCTS / LCUS	2	2	0	0	
LIPS					
MPBCS-OSS					
TABBER					
PIV					
LCREM	1	1	0	0	

Mail Processing Equipment Relocation Costs from Losing to Gaining Facility: \$8,060 (This number is carried forward to *Space Evaluation and Other Costs*)

(9) Notes: 110911-CV Proposed Equipment adjusted per email from Joel Greene

010812-cv Updated MPE Inventory from 12-19-11 list. Relocation costs split between Durango CO, Farmington, Socorro, & Truth or Consequences NM

rev 03/04/2008

Customer Service Issues

Last Saved: February 19, 2012

Losing Facility: Durango CO CSMPC

5-Digit ZIP Code: 81301

Data Extraction Date: 10/18/11

1. Collection Points

Number picked up before 1 p.m.
 Number picked up between 1-5 p.m.
 Number picked up after 5 p.m.
 Total Number of Collection Points

3-Digit ZIP Code: 813		3-Digit ZIP Code:		3-Digit ZIP Code:		3-Digit ZIP Code:	
Current		Current		Current		Current	
Mon. - Fri.	Sat.	Mon. - Fri.	Sat.	Mon. - Fri.	Sat.	Mon. - Fri.	Sat.
12	28						
36	22						
15	8						
63	58	0	0	0	0	0	0

2. How many collection boxes are designated for "local delivery"?

3. How many "local delivery" boxes will be removed as a result of AMP?

4. Delivery Performance Report

% Carriers returning before 5 p.m.

Quarter/FY	Percent
QTR 3 FY11	50.50%
QTR 2 FY11	54.50%
QTR 1 FY11	46.10%
QTR 4 FY10	50.10%

5. Retail Unit Inside Losing Facility (Window Service Times)

	Current		Proposed	
	Start	End	Start	End
Monday	8:00	17:30	8:00	17:30
Tuesday	8:00	17:30	8:00	17:30
Wednesday	8:00	17:30	8:00	17:30
Thursday	8:00	17:30	8:00	17:30
Friday	8:00	17:30	8:00	17:30
Saturday	9:00	13:00	9:00	13:00

6. Business (Bulk) Mail Acceptance Hours

	Current		Proposed	
	Start	End	Start	End
Monday	12:00	16:00	12:00	16:00
Tuesday	12:00	16:00	12:00	16:00
Wednesday	12:00	16:00	12:00	16:00
Thursday	12:00	16:00	12:00	16:00
Friday	12:00	16:00	12:00	16:00
Saturday	Closed	Closed	Closed	Closed

7. Can customers obtain a local postmark in accordance with applicable policies in the *Postal Operations Manual*?

Yes

8. Notes:

Gaining Facility: Albuquerque NM P&DC

9. What postmark will be printed on collection mail?

Line 1 Albuquerque NM 870

Line 2 Date

rev 6/18/2008

Space Evaluation and Other Costs

Last Saved: February 19, 2012

Losing Facility: Durango CO CSMPC

Space Evaluation

1. Affected Facility

Facility Name: Durango CO CSMPC
Street Address: 222 W 8th St
City, State ZIP: Durango CO 81301

2. Lease Information. (If not leased skip to 3 below.)

Enter annual lease cost: Owned
Enter lease expiration date: _____
Enter lease options/terms: _____

3. Current Square Footage

Enter the total interior square footage of the facility: 13529 sq ft
Enter gained square footage expected with the AMP: _____

4. Planned use for acquired space from approved AMP

Any gained space will be used to reconfigure remaining space deficient operations for improved efficiency and safety.

5. Facility Costs

Enter any projected one-time facility costs: \$5,206
(This number shown below under One-Time Costs section.)

6. Savings Information

Space Savings (\$): _____
(This number carried forward to the *Executive Summary*)

7. Notes \$5,000 for Task Lights

One-Time Costs

Employee Relocation Costs: _____

Mail Processing Equipment Relocation Costs: \$8,060
(from MPE Inventory)

Facility Costs: \$5,206
(from above)

Total One-Time Costs: \$13,266
(This number carried forward to *Executive Summary*)

Remote Encoding Center Cost per 1000

Losing Facility: Durango CO CSMPC

Gaining Facility: Albuquerque NM P&DC